


ANTI-VIBRATION WEIGHING ASSEMBLY FOR HARSH ENVIRONMENTS

capacities 300 - 10,000kg

NEW
CAPACITIES



Ideal for applications with mixing, agitation and vibration, this stainless steel assembly is designed to reduce the vibration transmitted to the load cell. It is typically used in weighing platforms, big bag (FIBC) filling, belt weighers and hopper/tank weighing in the Food Processing, Chemical, Pharmaceutical and Bulk Handling industries.

The stainless steel, OIML C3 approved, model T85 load cell used in this anti-vibration weighing assembly is fully welded and hermetically sealed for protection to IP68 and IP69K, allowing it to be used in extremely harsh environments. The complete assembly consists of a load cell, mounting stud, baseplate with spacer and stainless steel/elastomeric anti-vibration disc.

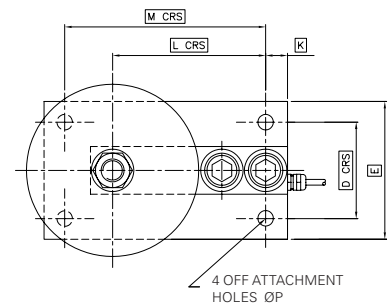
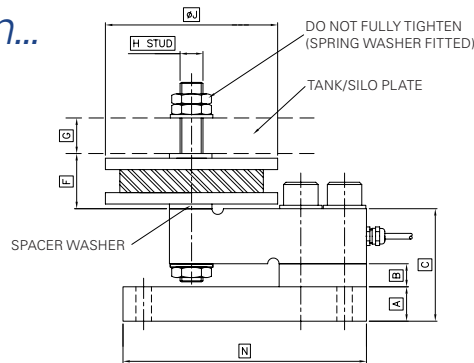
ATEX certification, for both gas and dust zones, is available for the T85 load cell. To reduce costs, certification for use in dust zones 20, 21 and 22 without safety barriers is available.

For applications in aggressive environments where stress corrosion or acid attack is an issue, a special Parylene coating for the load cell can be specified as an option. Other options are custom load cell cable lengths for volume OEM customers and a version for high temperature use.

- Stainless steel load cell & mounting accessory
- Hermetically sealed, fully welded construction
- Simple, fast installation
- Sealed to IP68 / IP69K
- 3000 divisions OIML R60 Class C (C3)
- 5 year warranty
- High Integrity cable entry
- High durability polyurethane load cell cable
- Load cell options of  approval, Parylene coating or high temperature version

LA85

technical specification...



T85 Load Cell ATEX Certification

Code	Temperature Class	Parameters	Application
II 1 GD Ex ia II CT4..T6 Ga IP68T85°C Ex ia II CT135°C T85°C Da Ex ta II CT85°C Da	T4	Pi = 1.3W	Gas Zones 0, 1, 2 with safety barriers Dust Zones 20, 21, 22 without safety barriers
	T5	Pi = 0.8W	
	T6	Pi = 0.53W	

T85 Load Cell

	Load cell specification	Units
Load Cell Capacity (E_{max})	300, 500, 750, 1000, 1500, 2000, 2500, 3000, 5000, 7500, 10000	kg
Rated Output (S_n)	2	mV/V*
Accuracy Class according to OIML R60: number of verification intervals (n)	3000	n.OIML
Combined Error	$< \pm 0.017$	% S_n
Non-repeatability	$< \pm 0.015$	% S_n
Minimum load cell verification interval ($v_{min} = E_{max} / Y$)	$E_{max} / 10000$	kg
Creep (30 minutes)	$< \pm 0.016$	%*
Temperature Effect on Zero Balance	$< \pm 0.002$	% $S_n / ^\circ C$
Temperature Effect on Span	$< \pm 0.0012$	% $S_n / ^\circ C$
Compensated Temperature Range	-10 to +40	$^\circ C$
Operating Temperature Range	-30 to +70	$^\circ C$
Safe Load Limit (E_{lim})	200	% E_{max}
Zero Balance	$< \pm 2$	% S_n
Input Resistance	400	$\Omega \pm 20$
Output Resistance	350	$\Omega \pm 3$
Insulation Resistance	> 5000	M Ω @ 100V
Recommended Supply Voltage	5-15	V
Maximum Supply Voltage	15	V
Environmental protection according to EN 60529	IP68 ; IP69K	
Cable Length	5	m
Cable Material	Polyurethane	-
Maximum deflection at E_{max}	0.2 - 0.4	mm
Nominal Shipping Weight (load cell and accessory)	300 - 2500kg	6.1
	3000 - 5000kg	11.2
	7500 - 10000kg	28.5

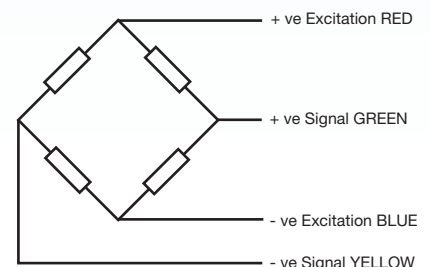
*Pre-corner adjustment optimised at $\pm 0.05\%$ by output current calibration

Dimensions

Range (kg)	300 - 2500	3000 - 5000	7500 - 10000
A	20	25	40
B	20	20	20
C	71.5	93	120
D	70	84	127
E	100	120	180
F	41	44	84
G	0-35	10-35	0-50
H	M12	M20	M24
J	100	150	200
K	16	19	25.5
L	101.6	133.3	171.7
M	136	175	235
N	168	212	285
P	13.5	13.5	21

Dimensions in mm

Wiring diagram (using T85 load cell)



Electrical Connections

Via 4 core, 5.7mm diameter, screened polyurethane cable.

Screen not connected electrically to load cell.

Construction

T85 load cell: stainless steel

Other components: stainless steel and elastomer (rubber)

DISTRIBUTED BY: PNEUTROL INTERNATIONAL LIMITED

sales@pneutrol.com

UK OFFICE:

5 CAULSIDE DRIVE, ANTRIM, NORTHERN IRELAND, BT41 2DU

TEL: 44 (0) 28 9448 1800, www.concretespares.co.uk

ROI OFFICE:

UNIT 6, ST ANTHONY'S BUSINESS PARK DUBLIN, D22 VW95

TEL: 353 (1) 437 3653, www.concretespares.ie

Issue: LA85.11.17



Our policy is one of continuous product enhancement. We therefore reserve the right to incorporate technical modifications without prior notification.

