

COMPRESSION COLUMN LOAD CELL FOR WEIGHBRIDGES (TRUCK SCALES)

capacities 30t, 40t



This stainless steel self-centering rocker column load cell is fully welded and hermetically sealed, with protection to IP68 and IP69K. It's an ideal solution for weighbridges (truck scales) thanks to its approval to OIML C4 (4000 divisions) and integral lightning surge arrestors. As well as being extremely tough, the cable's halogen-free Polyurethane sheath has high resistance to rats, chemical attack, cuts, ultraviolet light and temperature changes.

Anti-rotation is achieved by means of 2 flat faces on either side of the load cell base, with corresponding flat faces in the lower mounting cup.

Corner adjustment time is minimised because the T34 has optimized pre-corner adjustment (calibrated in mV/V/Ohm by output current matching at ± 0.05 %).

For use in weighbridges (truck scales) a set of zinc plated steel mounting cups, centering discs and bolts is available as an optional accessory.

For applications in aggressive environments where stress corrosion or acid attack could be a problem, a special Parylene coating can be specified as an option. An optional High Temperature version is also available.

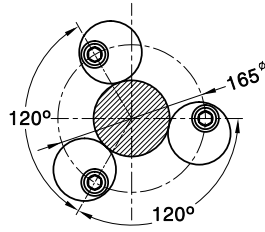
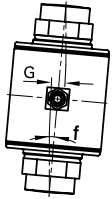
- Stainless steel load cell, fully welded and hermetically sealed
- Protected to IP68 and IP69K
- In-built surge arrestors for lightning protection
- Industry standard height and mounting pattern
- Calibrated in mV/V/Ohm, by output current matching at ± 0.05 %, to minimise corner adjustment
- PU cable is highly resistant to rats and other forms of attack
- Approval to OIML R60 C4 (4000 divisions)
- Y-value of 15,000 divisions
- Wide operating temperature range
- High Temperature and Parylene coating options available
- 3 Year Warranty

T35

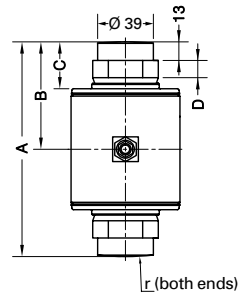
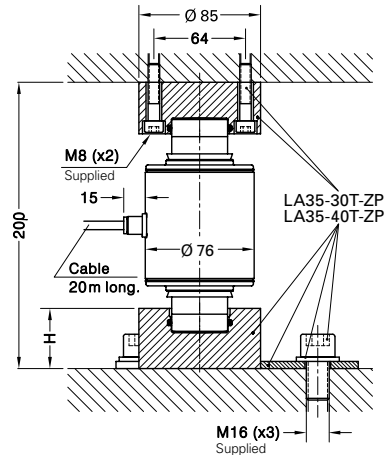
technical specification...



Mandatory
direction of tilt and
truck motion



Important: Bumper stops must be fitted to the weighbridge / truck scale and adjusted to limit movement to a recommended min. 3mm, max. 7mm in both the longitudinal and transverse directions. This is essential in order to avoid damage to the equipment. Refer to the critical dimensions f and G below (**).



T35 Load Cell

			Load cell specification	Units
Load Cell Capacity (E _{max})			30, 40	tonnes
Rated Output (S _n)			2	mV/V *
Accuracy Class			4000	n. OIML
Combined error			< ± 0.013	% S _n
Non-repeatability			< ± 0.01	% S _n
Creep (30 minutes)			< ± 0.012	% S _n
Minimum load cell verification interval (v _{min}) = E _{max} / Y			E _{max} / 15000	tonnes
Temperature Effect on Zero Balance			< ± 0.002	% S _n / °C
Temperature Effect on Span			< ± 0.0012	% S _n / °C
Compensated Temperature Range			-10 to +40	°C
Operating Temperature Range			-50 to +70	°C
Safe Overload			200	% E _{max}
Ultimate Overload			350	% E _{max}
Zero Balance			±2	% S _n
Input Resistance			1150 ± 50	Ω
Output Resistance			1005 ± 5	Ω
Insulation Resistance			> 5000	M Ω @ 100V
Recommended Supply Voltage			5-15	V
Maximum Supply Voltage			15	V
Environmental Protection			IP68 and IP69K	-
Maximum deflection at E _{max}			0.6 - 1	mm
Cable Length			20	m
Cable Type			Polyurethane, 6-core	-
Nominal Shipping Weight	30t	Load Cell	3.4	kg
		Accessory	4.2	
	40t	Load Cell	3.6	
		Accessory	3.7	

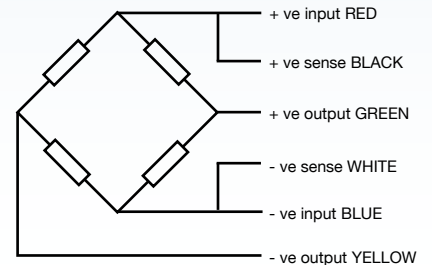
* Optimized pre-corner adjustment (calibrated in mV/V/Ohm by output current matching at ± 0.05 %)

Dimensions

Capacity	30t	40t
A	140	150
B	70	75
C	28	33
D	7	12
f max. permitted tilting**	5°	5°
G max. permitted lateral movement **	10.5	10
r Radius	180	235

Accessory	Dim H.
LA35-30T-ZP	52
LA35-40T-ZP	42

All dimensions are in mm



Electrical Connections

Via 6 wire, 6mm diameter, screened Polyurethane cable with high toughness and high resistance to rats.

Accessories

Mounting accessory set comprising zinc plated steel top & bottom mounting cups, centering discs, 3 off M16 bolts and 2 off M8 bolts. Part number LA35-30T-ZP (30t capacity) or LA35-40T-ZP (40t capacity).

DISTRIBUTED BY: PNEUTROL INTERNATIONAL LIMITED

sales@pneutrol.com

UK OFFICE:

5 CAULSIDE DRIVE, ANTRIM, NORTHERN IRELAND, BT41 2DU

TEL: 44 (0) 28 9448 1800, www.concretespares.co.uk

ROI OFFICE:

UNIT 6, ST ANTHONY'S BUSINESS PARK DUBLIN, D22 VW95

TEL: 353 (1) 437 3653, www.concretespares.ie



Issue: T35.12.20



Technical modifications without prior notification.